

# The Brazilian Food Security System: School Feeding Program

*Daniel S. Balaban*

*Delhi – February 2010*



# Reach of Brazilian School Feeding Programme

---

- R\$ 3.1 billion (US\$ 1.8 billion) budget in 2011
- R\$ 0,30 (US\$ 0.16) per student daily
- 200 learning days per year
- 48.0 million students will be attended in 2011
- Basic education: kindergarten, day-care, primary, middle and secondary school
- 165 thousand public schools



# UN Millennium Development Goals and Brazil Public Policies

---

- The launching of Zero Hunger Strategy – to meet the first goal: End hunger and poverty
- Develop and extend the reach of Zero Hunger programs: improve income and conditions of life
- Boost household agriculture – Food Acquisition Program
- Prioritize School Feeding Program – education linked to food security, agriculture and nutrition



# Zero Hunger Program: Guidelines

---

- Prioritize the issue of hunger on the Brazilian politics agenda
- Link the State Actions and the National Food and Nutritional Security Policies
- Promote greater integration of all the actors involved in the issue and further development of partnerships
- Develop better ways of social engagement and control
- Increase the effective consolidation of the Food and Nutritional Security Policies



# Zero Hunger Strategy: Principles

---

- Transversality and intersectoriality of state actions in the three government branches
- Development of actions altogether between the state and society
- Bear down inequalities in economic, social, gender and race aspects
- Articulated budget and management, in order to change emergency actions into structuring actions aiming to extinguish dependence



# Zero Hunger Attendance

---

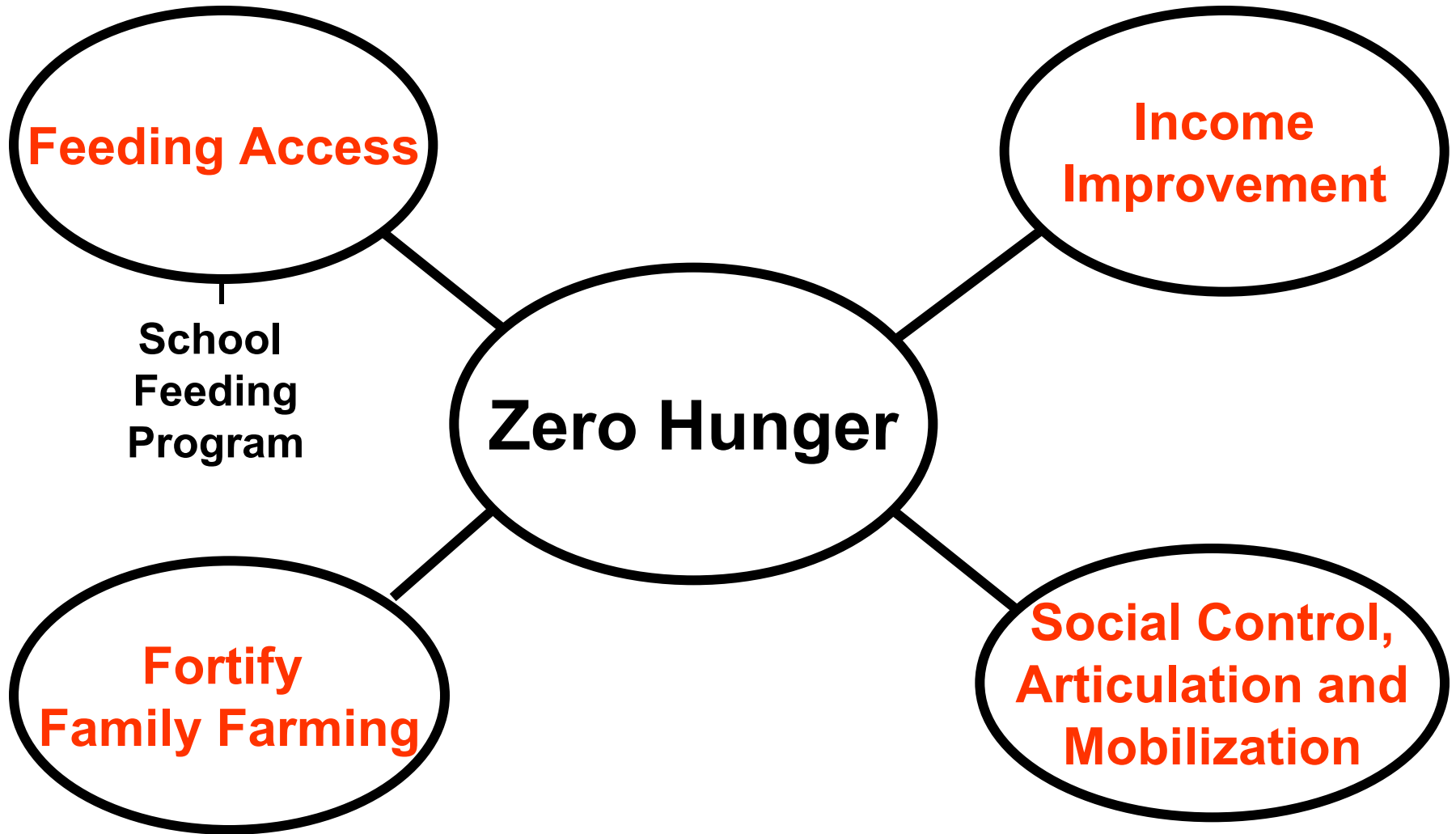
<b>MAIN PROGRAMS</b>	<b>Attended</b>	<b>Resources in US\$ *</b>
Bolsa Familia (Family Allowance)	11 millions	5.0 Billions
School Feeding	52 millions	933 Millions
Household Agriculture Financing (PRONAF)	0.7 millions	4.1 Billions

\*Estimated Values 2009



# Zero Hunger Axis

---





recovery of local and regional food;



generation of employment and income;

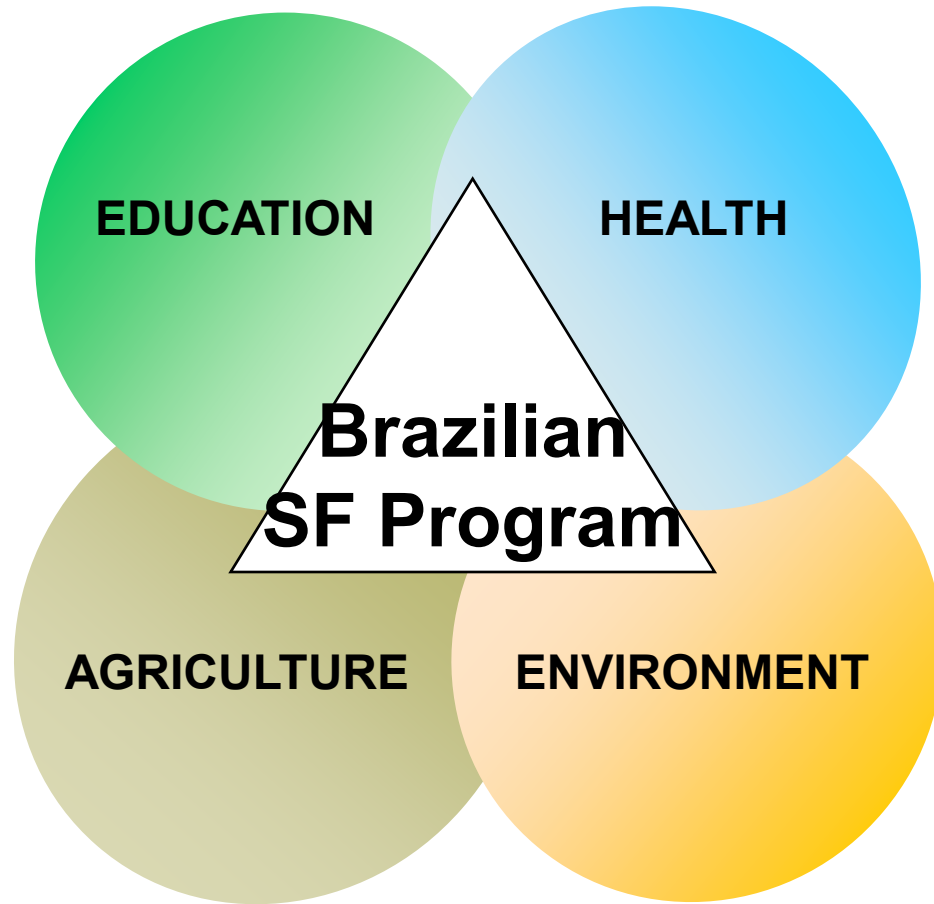


stimulus to local and regional development.



Absorption of the production of rural entrepreneurship.







# Brazil in The Millennium Development Goals

## 4. Reduce Child Mortality

On MDG 4, child mortality and infant mortality have been decreasing at an escalating pace. At the national level Brazil is likely to reach the Goal if present trend continues.

Reduce, between 1990 and 2015, by two thirds the mortality rate among children.

1990: 5,2%      ↓      (63,5%)  
2009: 2,2%

**Between 1998 and 2008, 13,1 millions Brazilians left the condition of absolute poverty**

GINI INDEX:

1990: 0,602    1998: 0,575    2001: 0,566    2008: 0,493



# Final Considerations

---

- **To beat back poverty, pay the poor.**
- **Most poor people in the world feed their families and earn their income from farming. When farmers increase their productivity, nutrition is improved and hunger and poverty are reduced.**
- **We must respect regional cultures, habits, climate and foods and the specific nutritional requirements of the populations and improving access to healthier foods, like fruits and vegetables.**
- **Policies, like education, agriculture, health and social policies must be articulated and strengthened in order to focus their efforts and multiply their outcomes, with strong monitoring and evaluation systems which can subsidize all sectors and stakeholders in policy and decision-making.**



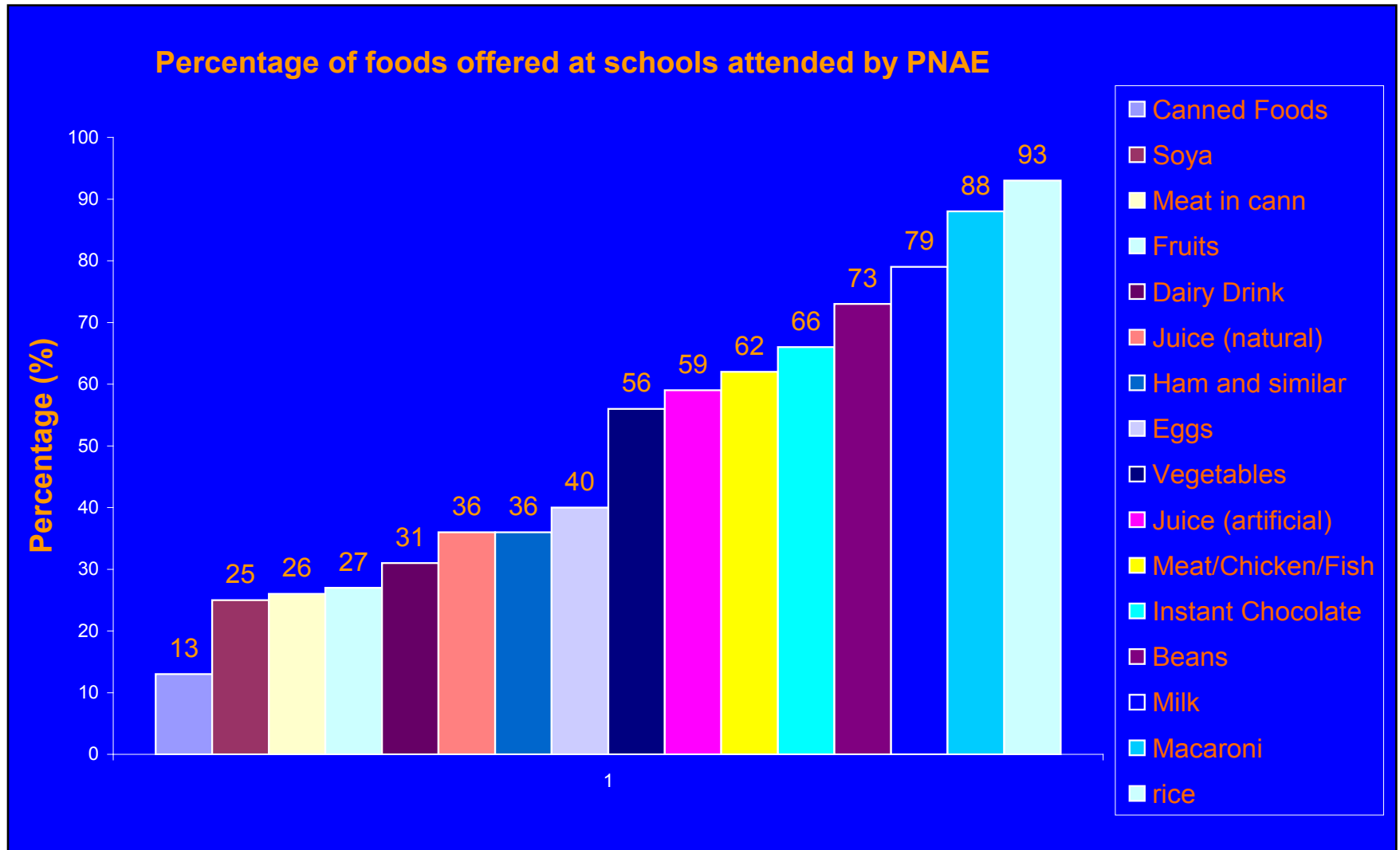
**Thank You Very Much**

**Daniel Silva Balaban**

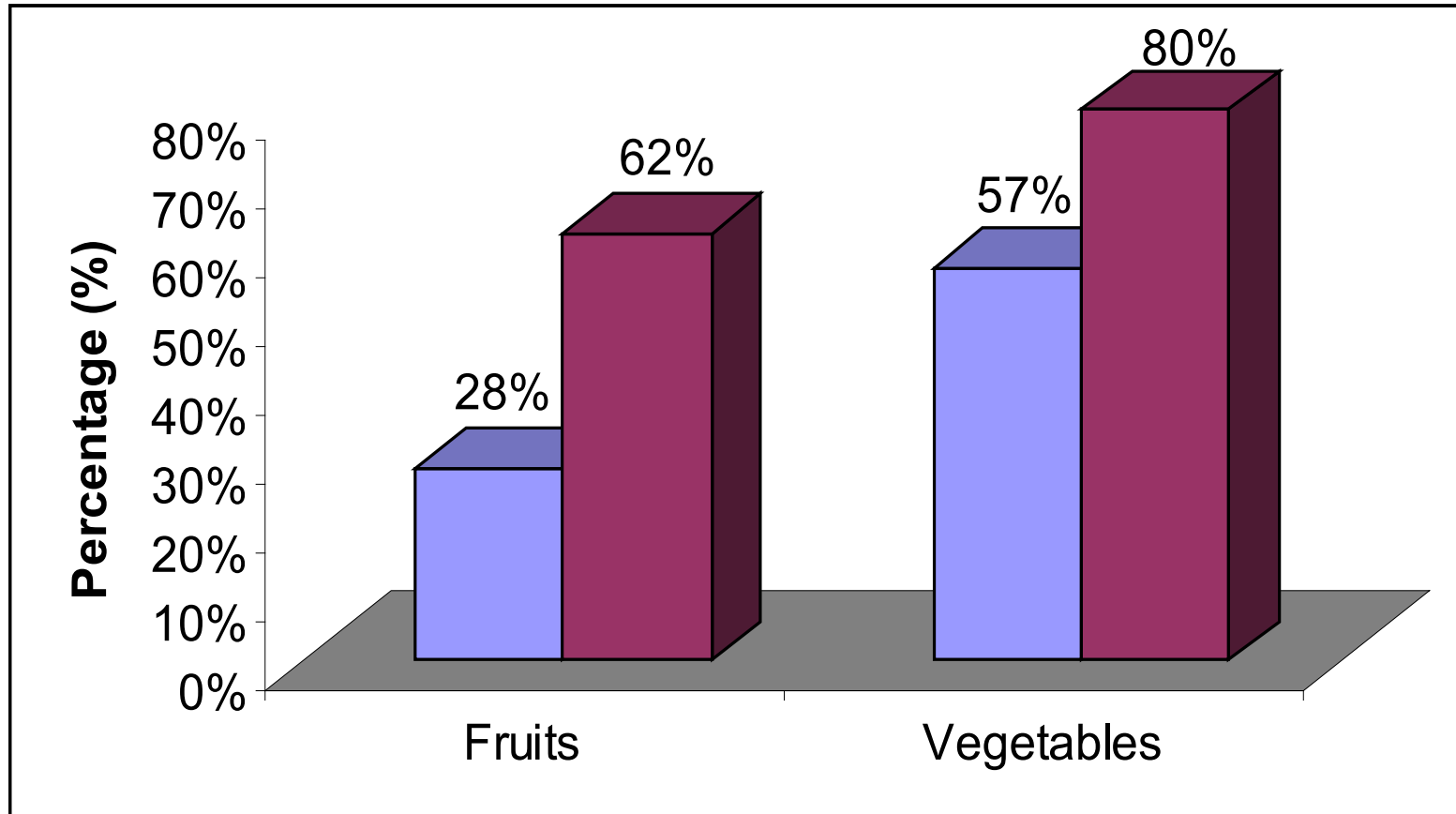
[danibalaban@gmail.com](mailto:danibalaban@gmail.com)



# Meals Offered at Schools (PNAE 2008)

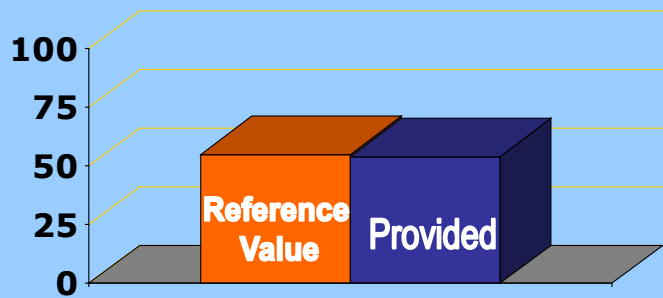


# Students Consumption of Fruits and Vegetables PNAE (2004-2008)

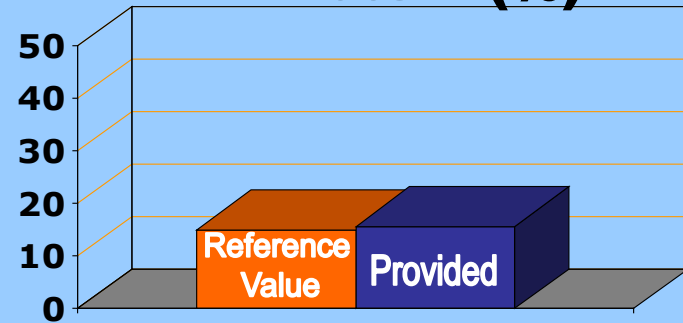


# PNAE: Macronutrients Provided

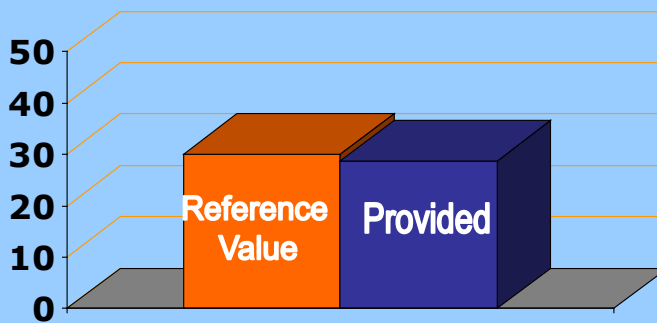
## Carbohydrate (%)



## Protein (%)



## Fat (%)



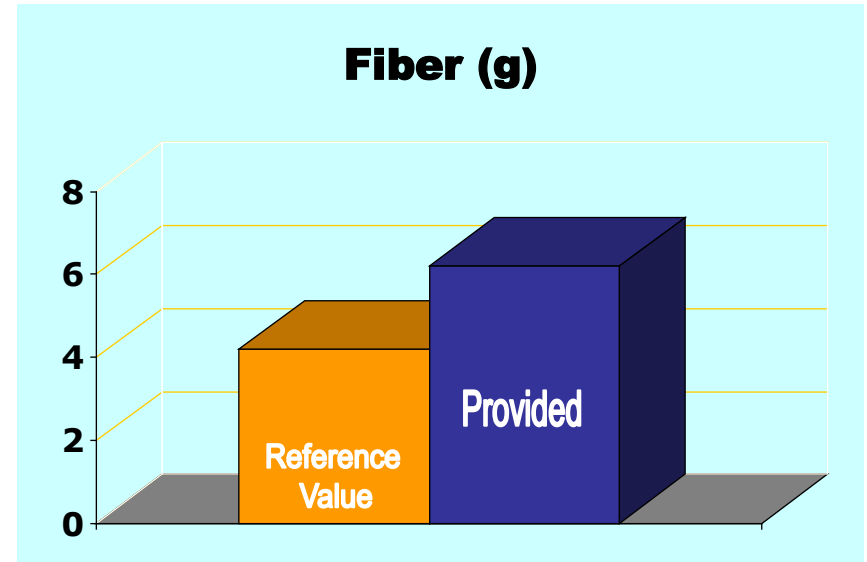
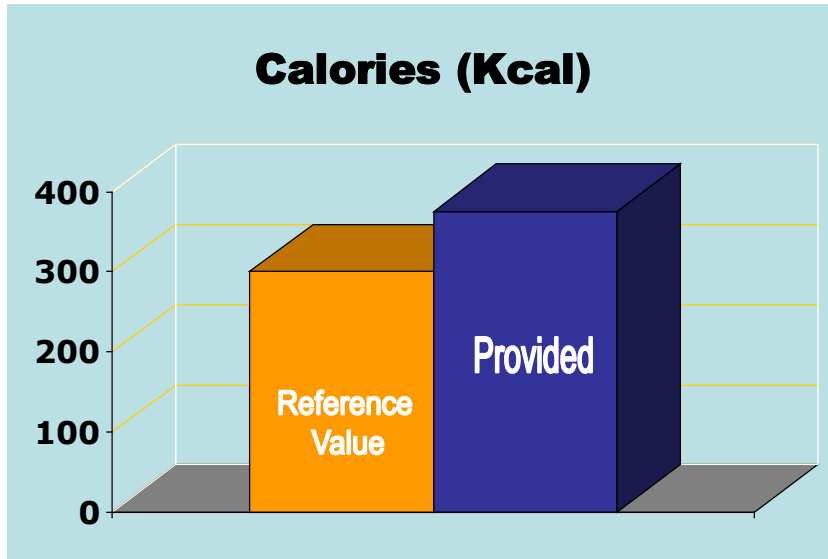
Reference Value: Values cited in Brazilian 2010's laws

Provided: FNDE research on National Menus





# Calories and Fiber Provided



Reference Value: Values cited in Brazilian 2010's laws

Provided: FNDE research on National Menus



## Menu (typical Brazilian): rice cooked, bean cooked, meat cooked, tomato salad and banana

Table: Demand of food for services 47 million students, once a week for year (Brazil).

Food	Amount (Ton)
Rice	65.800
Bean	56.400
Vegetable oil	5.640
Salt	1.880
Meat	47.000
Tomato	56.400
Banana	75.200

